



Usr: Supervisor  
Rep: rptEstadoAnaliticoDeActivosYPasivos

**MUNICIPIO DE TIZIMÍN**  
**ESTADO DE YUCATAN**  
**Reporte Analítico del Activo**  
**Del 01/oct./2022 al 31/oct./2022**  
(Cifras en Pesos)

Fecha y 08/nov./2022  
hora de Impresión 09:10 a. m.

| Cuenta Contable  | Saldo Inicial           | Cargos del periodo     | Abonos del periodo     | Saldo Final             | Flujo del Periodo      |
|--|-------------------------|------------------------|------------------------|-------------------------|------------------------|
| <b>1000 ACTIVO</b>   | <b>\$127,645,034.01</b> | <b>\$71,534,185.49</b> | <b>\$75,051,065.35</b> | <b>\$124,128,154.15</b> | <b>-\$3,516,879.86</b> |
| <b>1100 ACTIVO CIRCULANTE</b>                                      | <b>\$58,540,518.12</b>  | <b>\$65,809,070.10</b> | <b>\$60,369,573.26</b> | <b>\$63,980,014.96</b>  | <b>\$5,439,496.84</b>  |
| 1110 Efectivo y Equivalentes                                       | \$50,119,381.38         | \$36,626,549.80        | \$29,964,097.83        | \$56,781,833.35         | \$6,662,451.97         |
| 1112 Bancos/Tesorería  | \$42,119,446.02         | \$36,626,549.80        | \$29,964,097.83        | \$48,781,897.99         | \$6,662,451.97         |
| 1114 Inversiones Temporales (Hasta 3 meses)                        | \$7,999,935.36          | \$0.00                 | \$0.00                 | \$7,999,935.36          | \$0.00                 |
| 1120 Derechos a Recibir Efectivo o Equivalentes                    | \$2,888,918.11          | \$29,182,520.30        | \$28,907,806.07        | \$3,163,632.34          | \$274,714.23           |
| 1122 Cuentas por Cobrar a Corto Plazo                              | \$0.00                  | \$25,766,581.29        | \$25,766,581.29        | \$0.00                  | \$0.00                 |
| 1123 Deudores Diversos por Cobrar a Corto Plazo                    | \$2,565,429.21          | \$601,910.93           | \$272,920.70           | \$2,894,419.44          | \$328,990.23           |
| 1124 Ingresos por Recuperar a Corto Plazo                          | \$0.00                  | \$2,809,028.08         | \$2,809,028.08         | \$0.00                  | \$0.00                 |
| 1126 Préstamos Otorgados a Corto Plazo                             | \$323,488.90            | \$5,000.00             | \$59,276.00            | \$269,212.90            | -\$54,276.00           |
| 1130 Derechos a Recibir Bienes o Servicios                         | \$5,532,218.63          | \$0.00                 | \$1,497,669.36         | \$4,034,549.27          | -\$1,497,669.36        |
| 1134 Anticipo a Contratistas por Obras Públicas a Corto Plazo      | \$5,532,218.63          | \$0.00                 | \$1,497,669.36         | \$4,034,549.27          | -\$1,497,669.36        |
| <b>1200 ACTIVO NO CIRCULANTE</b>                                   | <b>\$69,104,515.89</b>  | <b>\$5,725,115.39</b>  | <b>\$14,681,492.09</b> | <b>\$60,148,139.19</b>  | <b>-\$8,956,376.70</b> |
| 1230 Bienes Inmuebles, Infraestructura y Construcciones en Proceso | \$51,796,775.46         | \$5,199,972.46         | \$14,619,048.57        | \$42,377,699.35         | -\$9,419,076.11        |
| 1231 Terrenos  | \$19,854,864.40         | \$0.00                 | \$0.00                 | \$19,854,864.40         | \$0.00                 |
| 1233 Edificios no Habitacionales                                   | \$1,022,372.23          | \$0.00                 | \$0.00                 | \$1,022,372.23          | \$0.00                 |
| 1235 Construcciones en Proceso en Bienes de Dominio Público        | \$30,919,538.83         | \$5,199,972.46         | \$14,619,048.57        | \$21,500,462.72         | -\$9,419,076.11        |
| 1240 Bienes Muebles  | \$58,756,552.63         | \$525,142.93           | \$0.00                 | \$59,281,695.56         | \$525,142.93           |
| 1241 Mobiliario y Equipo de Administración                         | \$26,401,093.06         | \$86,648.21            | \$0.00                 | \$26,487,741.27         | \$86,648.21            |
| 1242 Mobiliario y Equipo Educativo y Recreativo                    | \$2,745,175.85          | \$10,855.28            | \$0.00                 | \$2,756,031.13          | \$10,855.28            |
| 1243 Equipo e Instrumental Médico y de Laboratorio                 | \$1,867,189.18          | \$0.00                 | \$0.00                 | \$1,867,189.18          | \$0.00                 |
| 1244 VEHÍCULOS Y EQUIPO DE TRANSPORTE                              | \$15,761,950.98         | \$0.00                 | \$0.00                 | \$15,761,950.98         | \$0.00                 |
| 1246 Maquinaria, Otros Equipos y Herramientas                      | \$11,961,143.56         | \$427,639.44           | \$0.00                 | \$12,388,783.00         | \$427,639.44           |
| 1248 Activos Biológicos  | \$20,000.00             | \$0.00                 | \$0.00                 | \$20,000.00             | \$0.00                 |
| 1250 Activos Intangibles   | \$240,120.00            | \$0.00                 | \$0.00                 | \$240,120.00            | \$0.00                 |
| 1251 Software  | \$240,120.00            | \$0.00                 | \$0.00                 | \$240,120.00            | \$0.00                 |
| 1260 Depreciación, Deterioro y Amortización Acumulada de Bienes    | -\$41,688,932.20        | \$0.00                 | \$62,443.52            | -\$41,751,375.72        | -\$62,443.52           |
| 1263 Depreciación Acumulada de Bienes Muebles                      | -\$41,688,932.20        | \$0.00                 | \$62,443.52            | -\$41,751,375.72        | -\$62,443.52           |



000027




Usr: Supervisor  
 Rep: rptEstadoAnaliticoDeActivosYPasivos


**MUNICIPIO DE TIZIMÍN**  
**ESTADO DE YUCATAN**  
**Reporte Analítico del Activo**  
**Del 01/oct./2022 al 31/oct./2022**  
 (Cifras en Pesos)


Fecha y | 08/nov./2022  
 hora de Impresión | 09:10 a. m.

| Cuenta Contable | Saldo Inicial | Cargos del periodo | Abonos del periodo | Saldo Final | Flujo del Periodo |
|-----------------|---------------|--------------------|--------------------|-------------|-------------------|
|-----------------|---------------|--------------------|--------------------|-------------|-------------------|

"Bajo protesta de decir verdad declaramos que los Estados Financieros y sus notas, son razonablemente correctos y son responsabilidad del emisor".

  
 \_\_\_\_\_  
 C. PEDRO FRANCISCO COUOH SUASTE  
 PRESIDENTE MUNICIPAL

  
 \_\_\_\_\_  
 ING. ABELOMAR JAVIER PORTILLO VERGARA  
 SECRETARIO MUNICIPAL

  
 \_\_\_\_\_  
 ME. LUIS ALBERTO VAZQUEZ VARGUEZ  
 TESORERO MUNICIPAL



000028